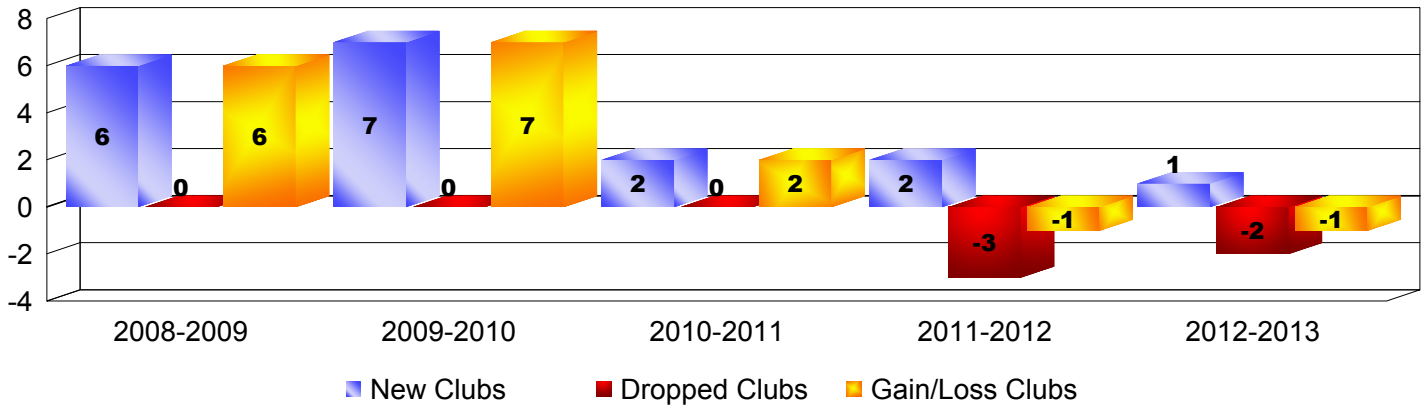
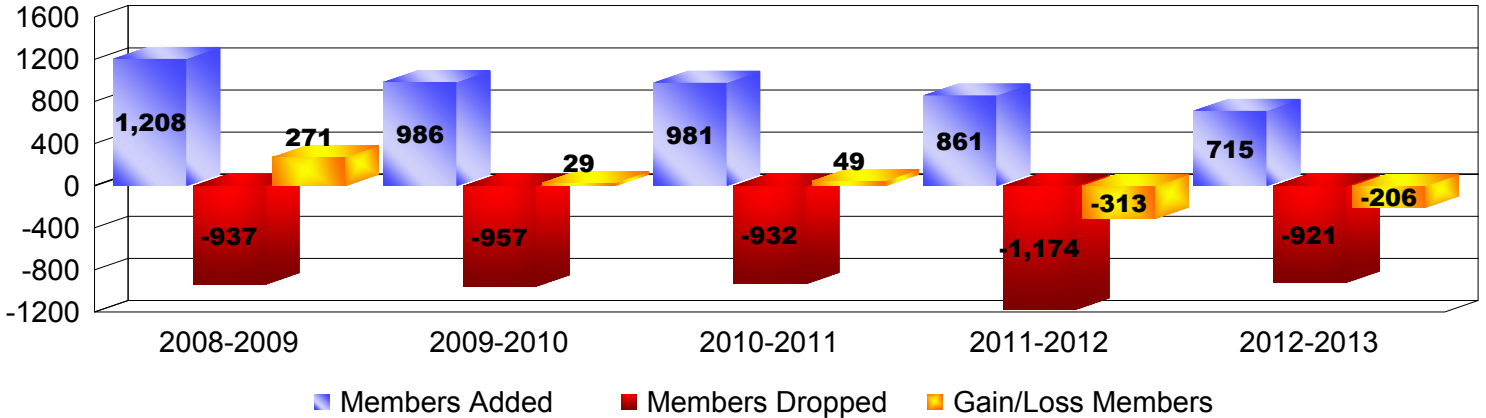


| Year | New Clubs | Dropped Clubs | Gain/Loss Clubs | New Members | Charter Members | Reinstate Members | Transfer Members | Total Member Added | Total Members Dropped | Gain/Loss Members |
|----------------|-----------|---------------|-----------------|-------------|-----------------|-------------------|------------------|--------------------|-----------------------|-------------------|
| 2008-2009 | 6 | 0 | 6 | 875 | 287 | 34 | 12 | 1208 | -937 | 271 |
| 2009-2010 | 7 | 0 | 7 | 710 | 247 | 20 | 9 | 986 | -957 | 29 |
| 2010-2011 | 2 | 0 | 2 | 846 | 64 | 61 | 10 | 981 | -932 | 49 |
| 2011-2012 | 2 | -3 | -1 | 699 | 75 | 80 | 7 | 861 | -1174 | -313 |
| 2012-2013 | 1 | -2 | -1 | 642 | 37 | 25 | 11 | 715 | -921 | -206 |
| Average | 4 | -1 | 3 | 754 | 142 | 44 | 10 | 950 | -984 | -34 |

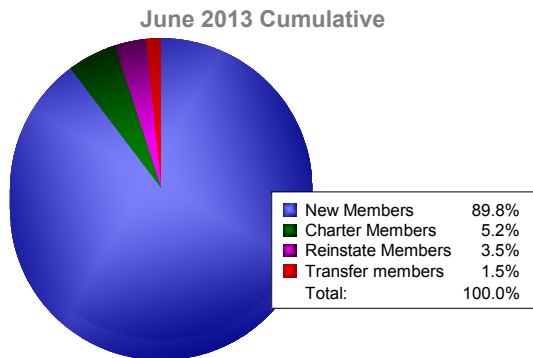
Clubs



Members



Membership Composition



Gender Comparison

